

Very Quiet, Low Velocity Cooler

Air Defrost - 2,572 to 6,629 BTU/H Capacity

Application - Horizontal mounting, small to medium wine rooms

**Extremely
Quiet
Unit**



LRC's Rack Mount (RM) Low Noise Evaporators are designed for installation inside a wine rack or between two ceiling joists. RM Evaporators quietly supplies refrigerated and humidity controlled air to medium and high temperature spaces, making them an ideal choice for small to medium size wine rooms.



RM Evaporator units are available in capacities from 2,572 to 6,629 BTU's per hour and can be used with R-22, R134a or R404a refrigerants. Chilled water models are available by special order.

RM units have multiple access doors that can be removed as needed for air intake and exhaust depending on how the unit is installed. RM's Motor Speed Control (standard) allows for airflow adjustment through the unit while maintaining room humidity within desired range.

Contact LRC's Application Engineers for more information.

- Low noise design for minimum acoustical impact
- Compact design allows unit to be inconspicuously integrated into a wine room decor
- High performance staggered coils, with copper tubing mechanically expanded into aluminum collared fins

- Provides consistent humidity by maintaining a steady coil temperature, reducing the need for expensive temperature and humidity controls in most applications*. Contact LRC for details.
- Insulated rust-proof aluminum housing. Flat black powder coated finish available. Call for details.
- Secondary drain pan standard
- Thermally protected motors
- Each coil pressure tested to over 380 psig for maximum system integrity
- Factory wired for easy field installation
- Expansion and liquid line solenoid valve pre-installed
- Coil and drain pan coated with LRCCoat™ anticorrosion coating
- ETL listed

**Options Available—
Call for details**

- Humidity controls available
- Pre-charged, custom or OEM

- units can be made to order
- Copper coils and/or stainless steel cabinets available for harsh environments

Our Application Engineers can help you design the system you need. Call us today, 562-944-1969, and we'll help you get the right LRC product for your project.

OUR UNCONDITIONAL GUARANTEE

We're proud of the workmanship that goes into every LRC product. Because of our exacting design and manufacturing standards, and our thorough testing prior to shipping, we unconditionally guarantee our products to be free from manufacturing defects for one year. You can count on LRC Coil for quality heat transfer products.

Visit www.lrccoil.com for installation and maintenance data, and wiring diagrams.

At LRC, we are continuously working to improve our products, therefore, we reserve the right to make changes without notice.

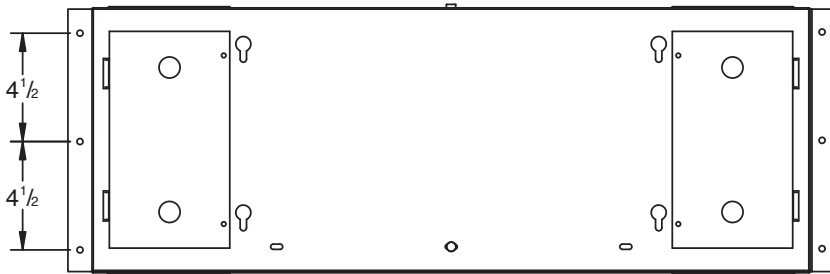


WARNING: The only harmful routes of exposure for this product is through inhalation and ingestion of this product. THIS PRODUCT IS NOT DESIGNED OR MEANT TO BE INHALED OR INGESTED. The only route of exposure that this product is meant for is dermal exposure (skin contact). Consumers face no significant risk to chemicals that are known to the State of California to cause cancer and/or reproductive harm from dermal exposure to this product. For more information, go to www.Prop65Warning.ca.gov.

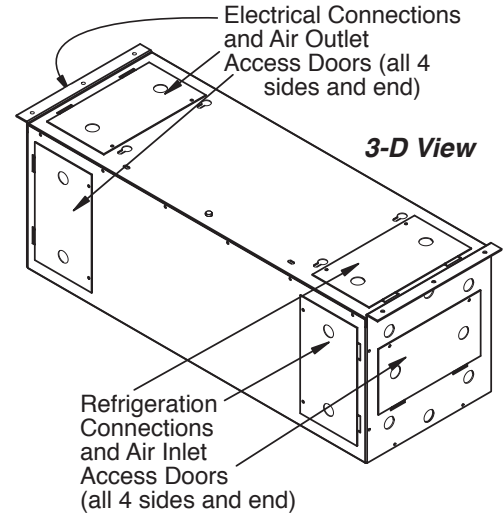
© LRC Coil Company 2015

* = Assumes areas surrounding the humidity controlled room are maintained to ASHRAE conditions of 80°/67°. For humidity controlled rooms with different surrounding conditions, please contact LRC.

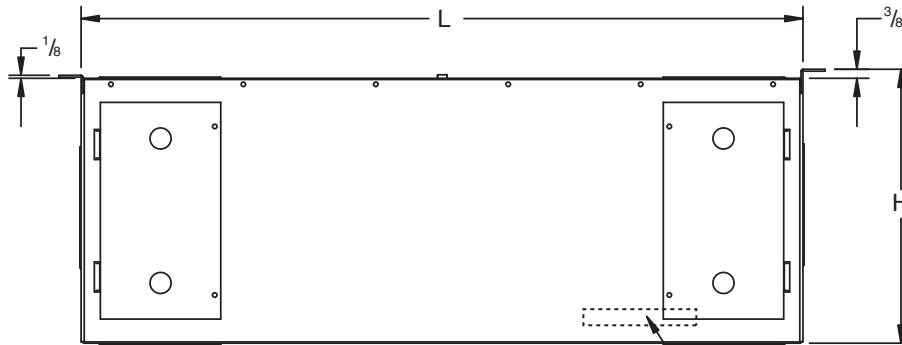
All measurements are in inches.



Top View

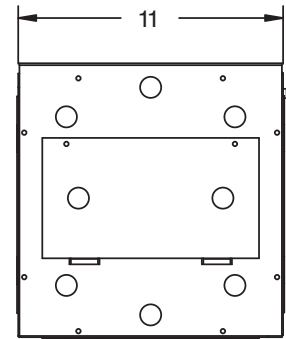


3-D View



Front View

Drain stub located inside unit



Inlet End View

Rack Mount (RM) Electrical and Physical Data

Model No.	115V Amps	Impeller Qty	Height (H)	Length (L)	Connections Liq.	Suct.	Unit Wt.
RM-25	0.77	1	11 ³ / ₈	29 ³ / ₁₆	³ / ₈	³ / ₈	26
RM-35	0.77	1	11 ³ / ₈	36	³ / ₈	³ / ₈	29
RM-50	0.77	1	14 ³ / ₈	36	³ / ₈	⁵ / ₈	35
RM-65	1.85	1	14 ³ / ₈	36	³ / ₈	⁵ / ₈	39

Expansion valve and liquid line solenoid valve standard
For air flow into and out of the unit, at least one access door must be removed from each end.
Custom configurations available; call factory for details.

Rack Mount (RM) Performance Specifications

Model No.	CFM	BTUH Cap. @ 17° TD 38° SST, 55° EAT		
		R22	R134a	R404a
RM-25	220	2,654	2,572	2,633
RM-35	260	3,543	3,228	3,478
RM-50	335	4,996	4,550	4,723
RM-65	420	6,629	6,500	6,603

Please note:

- LRC cooling units are designed to minimize noise and vibration. To reduce / eliminate amplification of existing noise or vibration, extreme care must be taken during installation. Please refer to supplied installation instructions and use proper installation materials to minimize acoustic impact.
- The use of oversized condensing units can lead to poor wine room evaporator performance and possible system failure. When installing a LRC wine room evaporator, it is recommended that condensing units be sized LESS than or equal to the evaporator capacity. Contact LRC Coil's Application Engineers at 562-944-1969 for questions or assistance.
- LRC recommends evaporator maintenance access is designed into every wine room installation.

Our website has a Wine Room Capacity Calculator that instantly determines room loads and capacities, enabling you to know cooling equipment requirements based on your exact specifications. Visit LRCCoil.com for details.

Our Application Engineers can help you design the system you need. Call us today, 562-944-1969, and we'll help you get the right LRC product for your project.