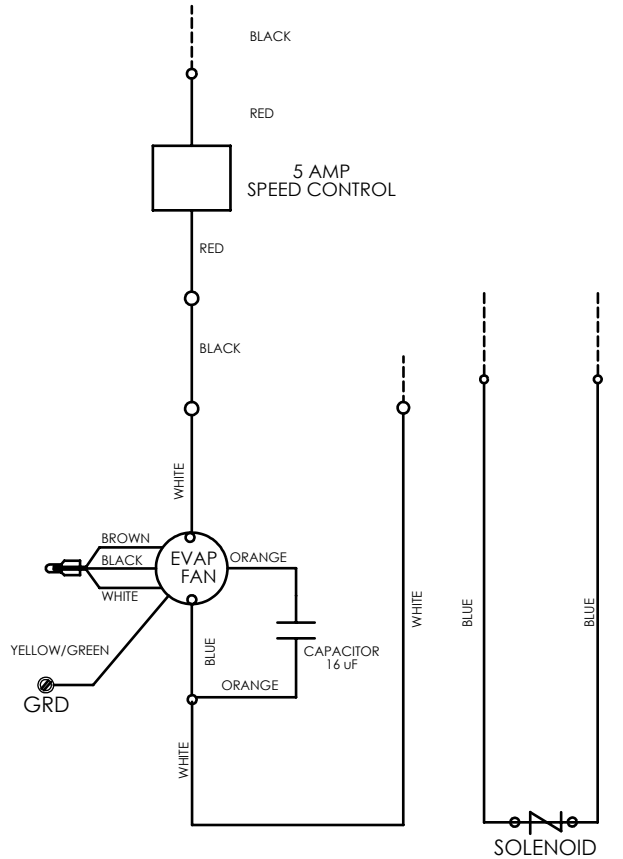
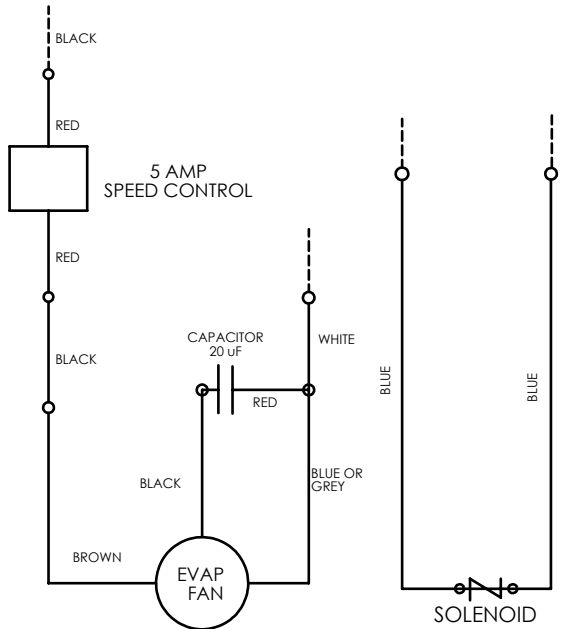


FACTORY & FIELD WIRING

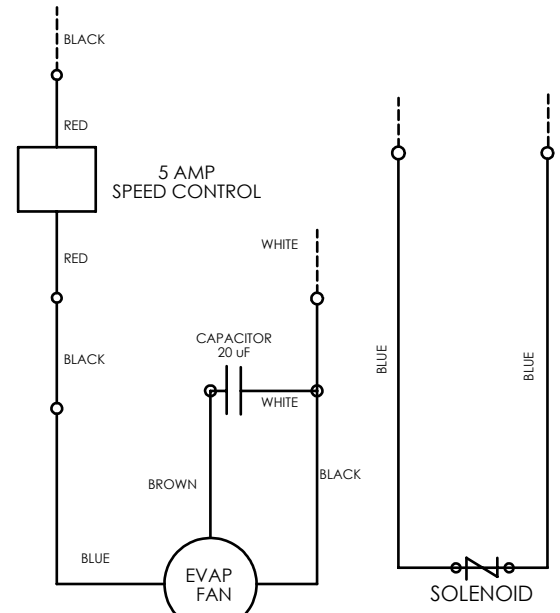
ROSENBERG/ECO MOTOR
 2841 EKHR 310-4SH.100.4E
 2842 EKHR 355-4SH.127.5.DF



ZIEHL-ABEGG MOTOR
 3724 EKHR 310-4SH.100.4E
 3727 EKHR 355-4SH.127.5.DF



EBM PAPST
 R4E310-AQ29-11



GRD = GROUND
 FACTORY WIRING —
 FIELD WIRING - - -

1. USE COPPER CONDUCTORS ONLY
2. UNIT MUST GROUNDED
3. FOR MOTOR AMPS SEE RATING STICKER ON OUTSIDE OF UNIT.

UNLESS OTHERWISE SPECIFIED
 DIMENSIONS ARE IN INCHES
 TOLERANCES ARE:
 FRACTIONS DECIMALS ANGLES
 + .XX+ .XX + 1
 .XXX+.XXX

CAD GENERATED DRAWING,
 DO NOT MANUALLY UPDATE

APPROVALS		DATE
DRAWN	SI	10/6/2014
CHECKED		
RESP ENG		
MFG ENG		
QUAL ENG		

LRC COIL CO.

**WIRING DIAGRAM
 FOR HS66,87, VAH66,87
 NO UNISTAT**

A	INITIAL RELEASE	10/6/2014	SI
REV.	DESCRIPTION	DATE	BY
REVISIONS			

NEXT ASSY	USED ON
APPLICATION	DO NOT SCALE DRAWING

SIZE A	DWG. NO.	REV. A
	ES-HS 66 87	
SCALE	CAD FILE:	SHEET OF

THE INFORMATION CONTAINED IN THIS DRAWING IS THE SOLE PROPERTY OF LRC COIL CO. ANY REPRODUCTION IN PART OR WHOLE WITHOUT THE WRITTEN PERMISSION OF LRC COIL CO. IS PROHIBITED.