

## Quiet, Low Velocity Unit

**Air Defrost - 1,823 to 19,820 BTUH Capacity**


**Application - In line unit, can be located up to 25' from room**

**Extremely  
Quiet  
Unit**

LRC's High Static (HS), Low Noise Evaporators are powerful evaporators in small insulated cabinets that supply refrigerated and humidity controlled air to spaces without the inconvenience or noise of an in-room evaporator. HS Evaporators are designed to provide chilled air to medium and high temperature spaces and can be located up to 25 feet away from refrigerated rooms for reduced noise.

HS Evaporator units are available in capacities from 1,823 to 19,820 BTU's per hour and can be used with R-22, R134a or R404a refrigerants. Chilled water models are available by special order.

- Low noise for sensitive areas
- Provides static pressure for duct runs up to 25 feet
- Insulated rust-proof aluminum housing. Flat black powder coated finish available. Call for details.
- Provides consistent room humidity by maintaining a steady coil temperature, reducing the need for expensive temperature and humidity controls in most applications.\* Contact LRC for details.
- Ideal for hard to reach areas
- Constant pressure expansion valve and solenoid valve standard
- Thermally protected motors
- High performance staggered coils with copper tubing mechanically expanded into aluminum fins
- Each unit pressure tested to eliminate leaks.
- Fan speed control standard



- Factory wired for easy field installation
- Coil and drain pan coated with LRCCoat™ anticorrosion coating
- ETL listed

### **Options Available— Call for details**

- Copper coils for coastal/special applications
- Secondary drain pan for elevated/sensitive installations
- Stainless steel cabinets available for corrosive environments
- Optional Control System can precisely control the temperature and humidity of the conditioned space. Contact LRC for details.
- Control box available with 24V transformer and relay
- Pre-charged, custom or OEM units can be made to order

Our Application Engineers can help you design the system you need. Call us today, 562-944-1969, and we'll help you get the right LRC product for your project.

### **OUR UNCONDITIONAL GUARANTEE**

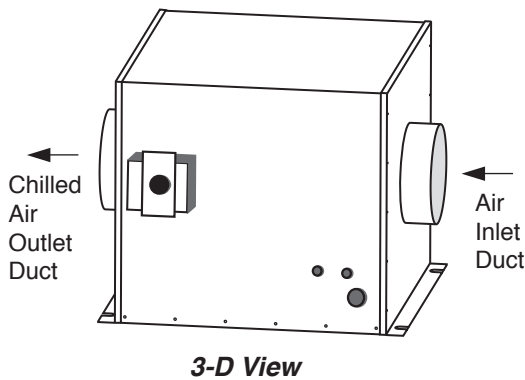
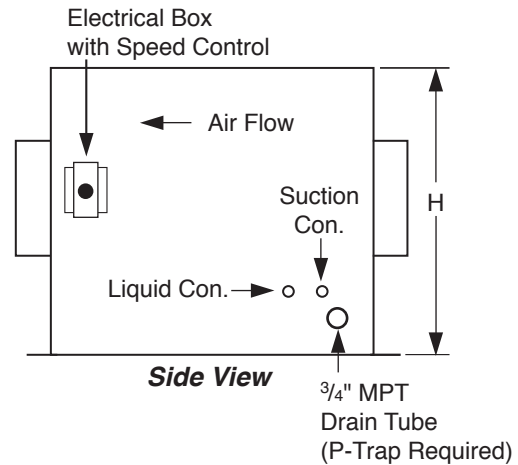
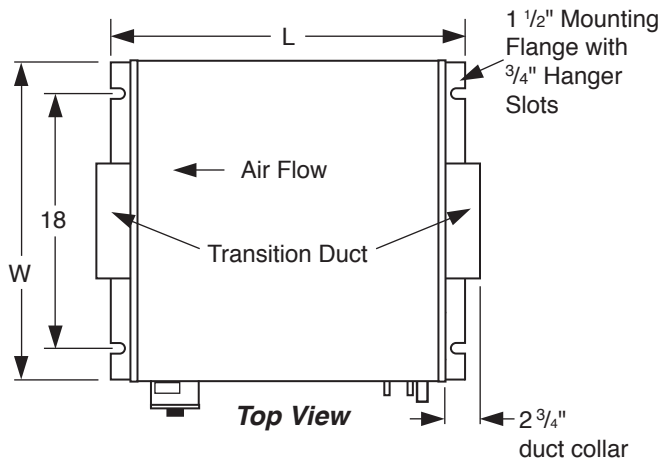
We're proud of the workmanship that goes into every LRC product. Because of our exacting design and manufacturing standards, and our thorough testing prior to shipping, we unconditionally guarantee our products to be free from manufacturing defects for one year. You can count on LRC Coil for quality heat transfer products.

**Visit [www.lrcoil.com](http://www.lrcoil.com) for installation and maintenance data, and wiring diagrams.**

At LRC, we are continuously working to improve our products, therefore, we reserve the right to make changes without notice.

\* = Assumes areas surrounding the humidity controlled room are maintained to ASHRAE conditions of 80°/67°. For humidity controlled rooms with different surrounding conditions, please contact LRC.

All measurements are in inches.



Please note:

LRC cooling units are designed to minimize noise and vibration. To reduce/eliminate amplification of existing noise or vibration, extreme care must be taken during installation. Please refer to supplied installation instructions and use proper installation materials to minimize acoustic impact.

The use of oversized condensing units can lead to poor wine room evaporator performance and possible system failure. When installing a LRC wine room evaporator, it is recommended that condensing units be sized LESS than or equal to the evaporator capacity. Contact LRC Coil's Application Engineers at 562-944-1969 for questions or assistance.

### HS Physical Data

Model No.	Dimensions			Connections			Duct Dia. (In.)	Unit Wt.
	L	H	W	Liq.	Suct.	Drain		
HS-25	22 1/2	14 3/8	15 7/8		3/8		8	30
HS-31	25 1/8	16 3/8	22 7/8		3/8		8	39
HS-47	25 1/8	20 3/8	22 7/8		5/8		10	48
HS-66	27 1/8	22 3/8	22 7/8	3/8	5/8	3/4 MPT	10	58
HS-87	27 1/8	22 3/8	22 7/8		5/8		12	66
HS-120	39 9/16	27 1/4	28 1/2		7/8		12	87

Constant pressure expansion valve and solenoid valve standard.  
Custom configurations available, contact factory

Our Application Engineers can help you design the system you need. Call today, 562-944-1969, and we'll help you get the right LRC product for your project.

Our website has a Wine Room Capacity Calculator that instantly determines room loads and capacities, enabling you to know cooling equipment requirements based on your exact specifications. Visit LRCCoil.com for details.

### HS Performance Specifications

Model No.	CFM	BTUH Capacity		
		R22	R134a	R404a
HS-25	220	2,117	2,023	2,087
HS-31	380	4,793	4,471	4,579
HS-47	490	7,635	6,915	7,389
HS-66	750	8,666	8,080	8,476
HS-87	810	12,310	11,840	11,900
HS-120	1,400	19,820	18,624	19,327

Specifications based on indicated duct diameter with 50' total ducting. Other capacities and configurations available. Contact factory for details

### HS Electrical Specifications

Model No.	Impeller Qty	Amps @ 115V
HS-25		0.80
HS-31		1.85
HS-47		1.85
HS-66	1	2.10
HS-87		2.10
HS-120		4.30

230V models available; call for details.



WARNING: The only harmful routes of exposure for this product is through inhalation and ingestion of this product. THIS PRODUCT IS NOT DESIGNED OR MEANT TO BE INHALED OR INGESTED. The only route of exposure that this product is meant for is dermal exposure (skin contact). Consumers face no significant risk to chemicals that are known to the State of California to cause cancer and/or reproductive harm from dermal exposure to this product. For more information, go to www.Prop65Warning.ca.gov