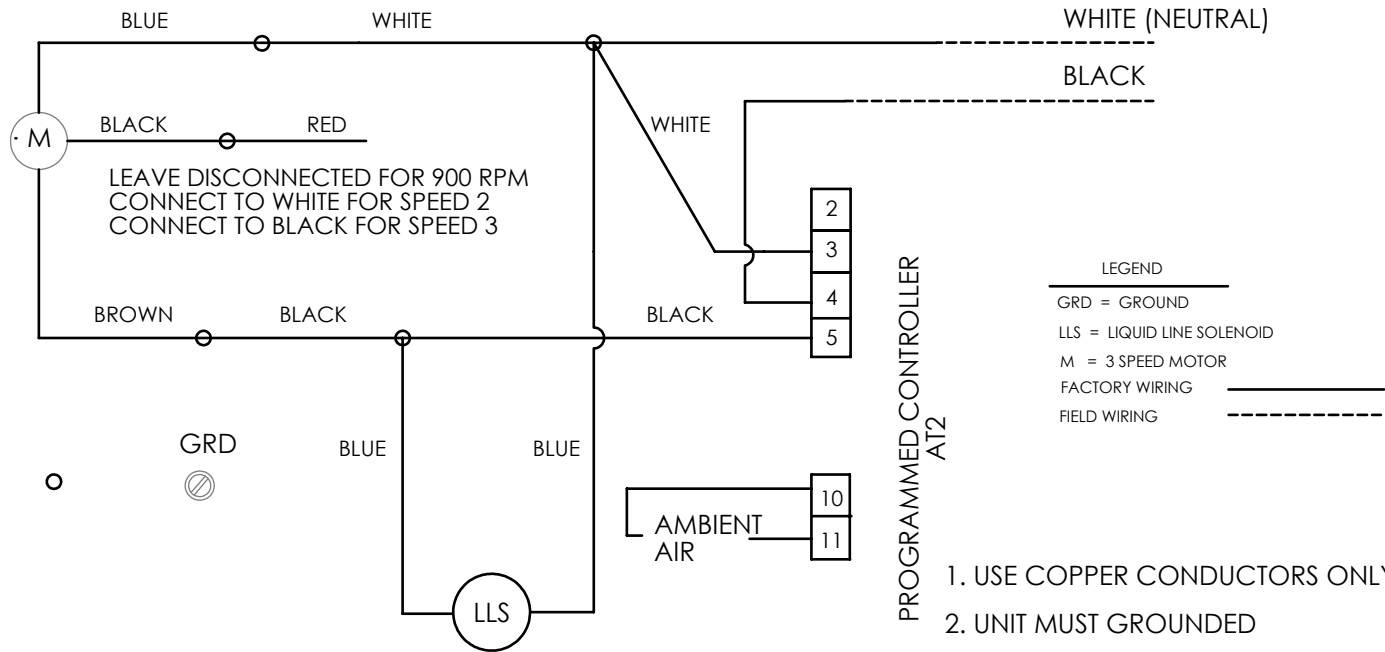
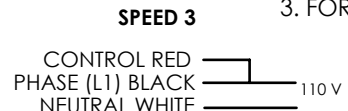
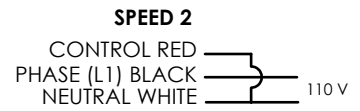
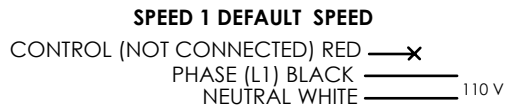


LAE ELECTRONIC AT2-5 CONTROL 115V, 3 SPEED MOTOR EC PLUS & SOLENOID WIRED FOR 1 SPEED

FACTORY & FIELD WIRING



1. USE COPPER CONDUCTORS ONLY
2. UNIT MUST GROUND
3. FOR MOTOR AMPS SEE RATING STICKER ON OUTSIDE OF UNIT.



UNLESS OTHERWISE SPECIFIED DIMENSIONS ARE IN INCHES TOLERANCES ARE: FRACTIONS DECIMALS ANGLES + .XX+ .XX + 1 .XXX+.XXX		CAD GENERATED DRAWING, DO NOT MANUALLY UPDATE		LRC COIL CO.		
MATERIAL XX		APPROVALS	DATE			
FINISH --		DRAWN GA	9/5/2013	BK17-40, WM 15, 25, 35 & 50 WIRING DIAGRAM FOR WM-LINE WITH LAE CONTROL 115V, SPEED CONTROL & SOLENOID		
NEXT ASSY USED ON		CHECKED				
APPLICATION		RESP ENG				
DO NOT SCALE DRAWING		MFG ENG		SIZE A	DWG. NO. 19647-06	REV. A
		QUAL ENG		SCALE	CAD FILE:	SHEET OF

THE INFORMATION CONTAINED IN THIS DRAWING IS THE SOLE PROPERTY OF LRC COIL CO. ANY REPRODUCTION IN PART OR WHOLE WITHOUT THE WRITTEN PERMISSION OF LRC COIL CO. IS PROHIBITED.